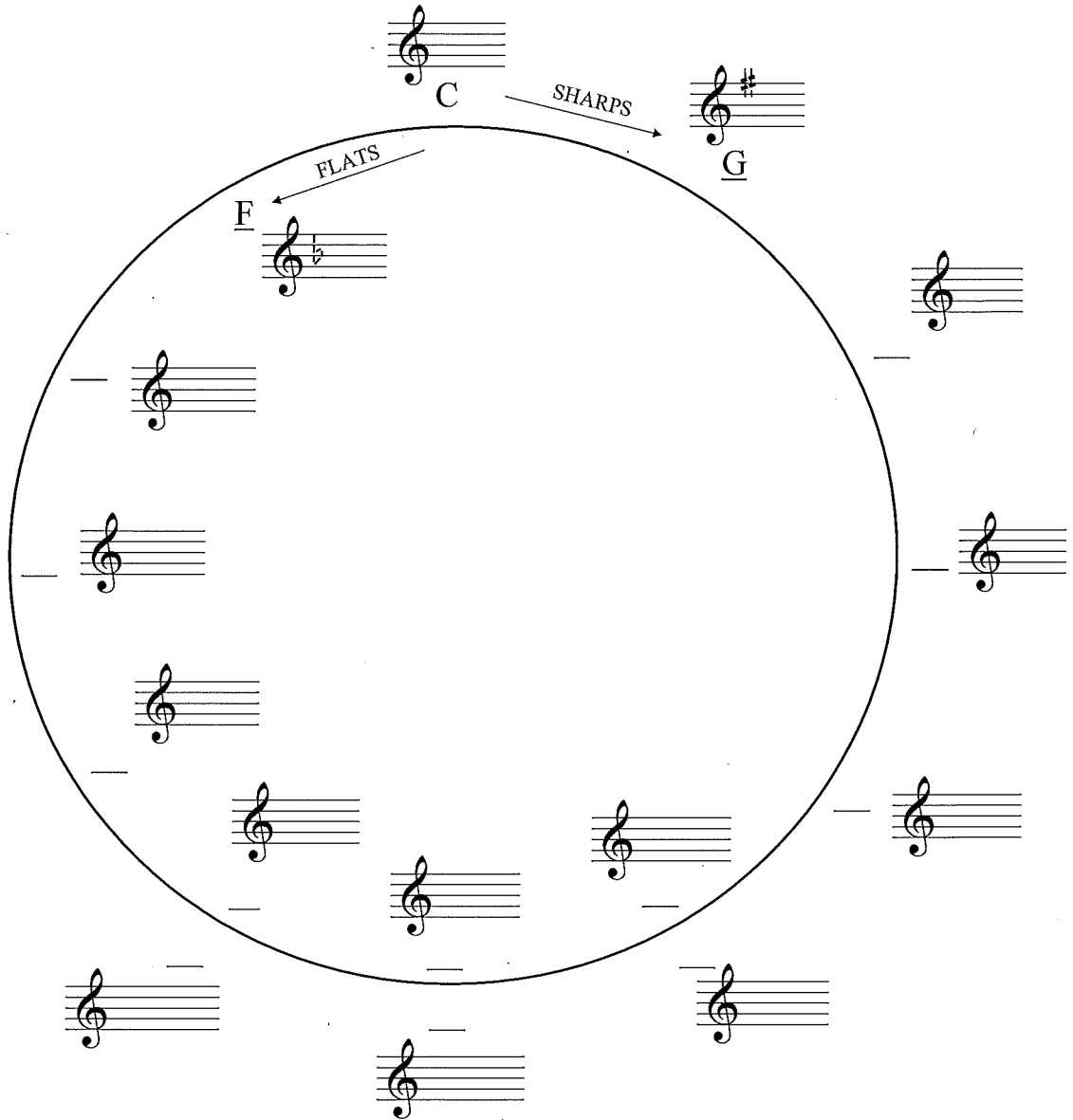


Name \_\_\_\_\_

Date \_\_\_\_\_

# The Circle of Fifths IV

Complete the circle of fifths by writing in the names of the missing keys and their missing key signatures.

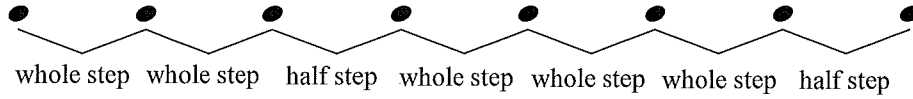


Name \_\_\_\_\_

Date \_\_\_\_\_

# Major Scale IIIa -

Use this major scale pattern to help complete the exercises:

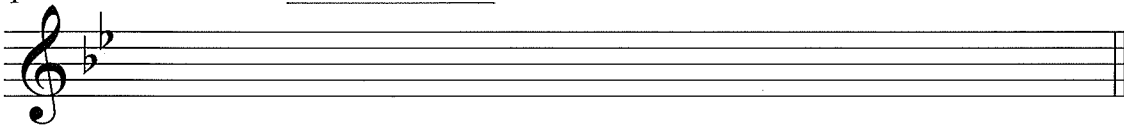


Write the major scale for the given key signature.

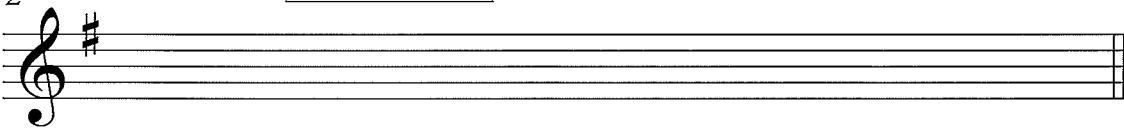
Example D Major




1 Name of Scale: \_\_\_\_\_



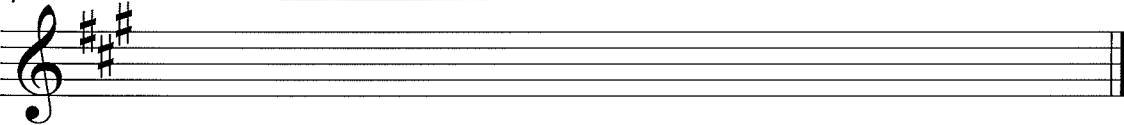
2 Name of Scale: \_\_\_\_\_



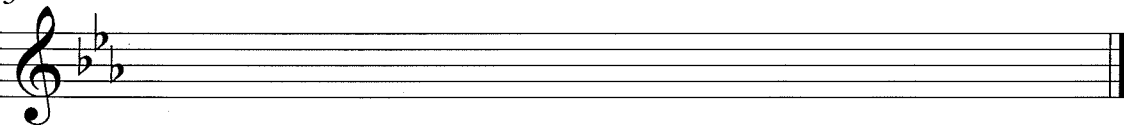
3 Name of Scale: \_\_\_\_\_




4 Name of Scale: \_\_\_\_\_



5 Name of Scale: \_\_\_\_\_



6 Name of Scale: \_\_\_\_\_

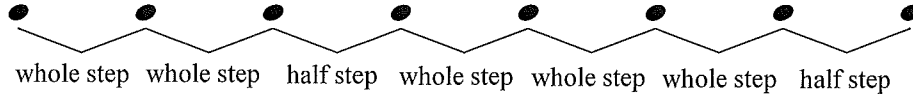


Name \_\_\_\_\_

Date \_\_\_\_\_

## Major Scale IIIa -

Use this major scale pattern to help complete the exercises:




Write the major scale for the given key signature.


Example F Major




1 Name of Scale: \_\_\_\_\_



2 Name of Scale: \_\_\_\_\_




3 Name of Scale: \_\_\_\_\_




4 Name of Scale: \_\_\_\_\_



5 Name of Scale: \_\_\_\_\_

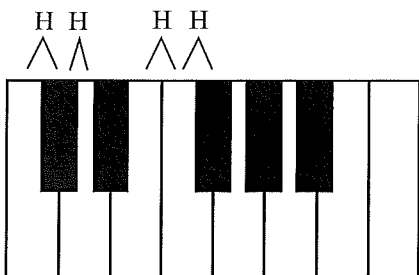


6 Name of Scale: \_\_\_\_\_

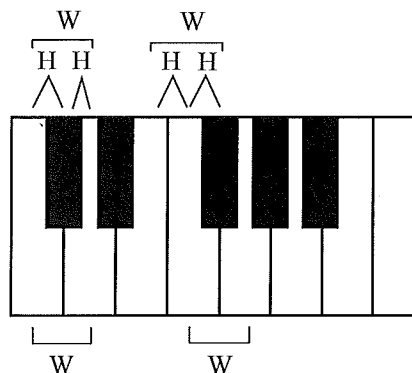


# Half Steps and Whole Steps I

The **half step** (H) is the smallest interval used in traditional Western music. The piano keyboard is arranged in half steps; the distance between two adjacent keys on the piano is a half step.

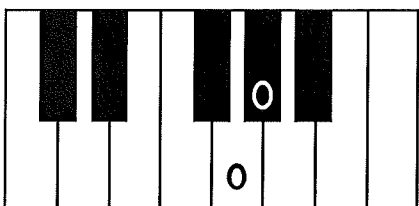


The **whole step** (W) is an interval made by combining two half steps.

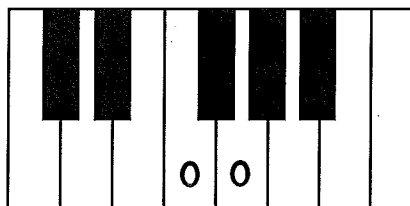


Using the keyboards below, write the interval (whole step or half step) that is created by the Os.

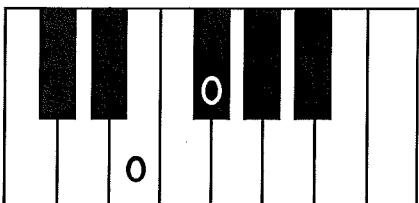
1. \_\_\_\_\_




2. \_\_\_\_\_



3. \_\_\_\_\_



4. \_\_\_\_\_



5. \_\_\_\_\_



6. \_\_\_\_\_

